



Republic of the Philippines
National Electrification Administration
Quezon City

28 November 2008

MEMORANDUM No. 2008-028

TO : ALL CONCERNED ELECTRIC COOPERATIVE (ECs)
FROM : RESULT OF 2007 SCORECARD ON CORPORATE GOVERNANCE (SCG) FOR ECS

.....

The Scorecard on Corporate Governance (SCG) aims to assess the overall performance of ECs at all levels in order for NEA to eventually aid in providing the industry with ECs that can ably withstand all facets of the new environment.

For the 2nd run of SCG, we congratulate the 95 ECs which complied with the requirements. We, likewise, commend the 18 ECs for attaining the highest rating of Excellent: CEBECO III, DASURECO, BOHECO I, CEBECO II, ORMECO, SOCOTECO I, BENECO, DORECO, DIELCO, MORESCO I, LANECO, BOHECO II, ILECO I, ZAMSURECO I, DANECO, LUELCO, BATELEC I, and MOELCI II.

Notably, the overall result of the SCG (copy attached) shows that most ECs improved in their rating. This could be attributed to the increasing awareness of the ECs on corporate governance as a tool to measure EC performance. There are some areas, however, that still need to be enhanced and/or addressed in order for you to effectively meet the standards of the new power industry, as follows:

1. On the financial perspective, collection efficiency in terms of days receivable still needs improvement as only 54 ECS (54%) met the standard. ECs have to review their existing MRBC system and develop new strategies that will ensure timely collection of receivables in order to meet payment of power obligations.
2. On the institutional perspective, thirty percent or 28 ECs ranked low on member-consumer development due mostly to non-organization of MSEAC. Nineteen ECs, comprising 20% of the total ECs evaluated got poor ratings on image building, thus requiring innovative activities that would improve public perception of the EC.
3. On the technical perspective, system loss remains to be a major concern as only 64 ECs (67%) met their system loss target or are already within the system loss cap. It is mandatory for those ECs that did not meet the standard to adapt more workable programs that will abate losses.

4. On the institutional perspective, the satisfactory rating in information and communication technology (ICT) comprising of ICT human resource availability, training and literacy should be carefully considered through institutionalization of ICT in the organization and the provision of relevant training to employees and technical personnel of ECs.

Finally, NEA will conduct a more timely SCG assessment starting 2008 performance in order for the ECs to act accordingly, and to be used as basis in granting recognition and incentives.

Edita S. Bueno
EDITA S. BUENO
Administrator

NATIONAL ELECTRIFICATION
ADMINISTRATION

IN REPLYING, PLEASE REFER TO: H0R013740



NER-0R013740

gl
12/2/08

AMGD-AMD 08-11-951



Republic of the Philippines
NATIONAL ELECTRIFICATION ADMINISTRATION
Quezon City

October 24, 2008

MEMORANDUM

FOR : THE ADMINISTRATOR

SUBJECT : **Result of Scorecard on Corporate Governance (SCG) for ECs
(2007 Performance)**

.....

We are pleased to submit the assessment conducted by the Committee on Scorecard on Corporate Governance (SCG) for ECs 2007 performance.

Generally, compared to 2006 SCG, the result of the 2007 SCG shows significant improvement, as shown below:

Table	Rating	2007	2006	Inc/ Dec
1	Excellent (90% - 100%)	18	5	13
2	Very Satisfactory (75% - 89%)	34	35	(1)
3	Satisfactory (60% - 74%)	20	19	1
4	Fair (50% - 59%)	11	16	(5)
5	Poor (49% and below)	12	9	3
	Total	95	84	11

Regional Performance:

Region	Rating					Total
	Excellent	Very Satisfactory	Satisfactory	Fair	Poor	
1	1	2	1	0	0	4
2	0	2	1	1	0	4
CAR	1	0	0	2	1	4
3	0	4	4	1	1	10
4	2	2	3	3	2	12
5	0	0	2	1	4	7
6	1	4	4	0	0	9
7	4	4	1	0	0	9
8	0	5	1	2	1	9
9	1	1	1	0	0	3
10	3	3	1	0	0	7
11	3	0	0	0	0	3
12	1	2	0	1	0	4
ARMM	0	0	0	0	3	3
CARAGA	1	5	1	0	0	7
Total	18	34	20	11	12	95

A. FINANCIAL

On the financial perspective, thirty four (34) ECs attained the perfect score of 30, from eleven (11) ECs in 2006. Payment to NEA still tops the result with eighty eight (88) ECs (93%) regularly paying. There are eighty three (83) ECs which met the standard on non-power cost per customer ratio. Payment to NPC and TRANSCO shows satisfactory rating as seventy (70) ECs and eighty six (86) ECs are current. Net margin before reinvestment was used in the determination of ECs profitability for 2007 operation. Of the 95 ECs evaluated, sixty six (66) ECs registered net margin. Collection efficiency in terms of days receivable needs improvement as fifty one (51) ECs (54%) only met the standard. ECs have to develop new strategies and innovations to attain the standard on collection efficiency.

B. INSTITUTIONAL

Generally, most ECs have improved in their institutional performance based on the result of the 2007 Scorecard on Institutional Activities. The top twelve (12) ECs, with scores ranging from 29.25 to 28.00, are the following: CEBECO III, LANECO, MORESCO I, ORMECO, DIELCO, SOCOTECO I, BOHECO II, CEBECO II, CANORECO, LEYECO IV, DASURECO and PROSIELCO.

A marked increase in the top scores, compared to last year's range of 28.82 to 25.30, is notable and could be attributed to the increasing awareness of the ECs on Corporate Governance as a tool to measure EC performance. This can also be reflected on the high ratings of the majority of the ECs on Good Governance and adherence to NEA guidelines on district election and AGMA.

Thirty percent (30%) or 28 ECs ranked low on Member-Consumer Development due mostly to non-organization of MSEAC. Nineteen (19) ECs, comprising 20% of the total ECs evaluated, got poor ratings on Image Building due to the limited innovative activities that would improve public perception on the EC.

C. TECHNICAL

BOHECO I was rated number one in technical perspective for earning the highest score of 28.99. It was followed by CEBECO III (28.88), MORESCO I (28.62) and DASURECO (28.25).

Thirty five (35) ECs were able to get the maximum score of 15 in the system loss reduction for having attained single digit mark (12 ECs) and meeting their targets (23 ECs).

However, only ZAMCELCO and SIARELCO earned the maximum 5 points in system reliability while only CEBECO III got the maximum 5 points in the project implementation perspective.

In the power quality, thirty seven (37) ECs were able to get the maximum 3 points, but it is worth mentioning that all the ninety five (95) ECs under evaluation were able to get the maximum 2 points on power factor requirement.

D. INFORMATION and COMMUNICATION TECHNOLOGY

In capsule, the overall rating for the ECs ICT for Year 2007 shows greater improvement in the areas of system and website development, implementation of electronic system and technology applications.

Of the fourteen (14) ECs which got the perfect score, thirteen (13) of them are category A+ ECs, which may give an indication that ICT was used as one of the key drivers to the ECs business efficiency. Likewise, the high result in ICT planning strongly manifests that ECs are in the right track in their ICT initiatives by carefully planning-out and aligning their system to their business processes.


Our evaluation shows the summarized data, as follows:

- 66 ECs have prepared their ICT Plan as a basis for their Computerization
- 47 ECs have their official website as compared to 25 ECs last year
- 71 ECs are using e-mail system (commercial/in-house).
- 93 ECs have operational computerized information systems particularly on Billing and Collection System
- 87 ECs are with local area network facilities
- 20 ECs have their own video conferencing facilities
- 81 ECs have their own RQIM Facilities

Moreover, as indicated in the scores for application/software, all ECs have operational computerized information system (application), prioritizing their revenue generating system which is the Meter Reading, Billing and Collection application.


On the other hand, the satisfactory rating in ICT organization comprising of ICT human resource availability, training & literacy should be carefully considered through institutionalization of ICT in the organization and the provision of relevant training to employees and technical personnel of ECs.

THE COMMITTEE ON SCORECARD ON CORPORATE GOVERNANCE FOR ECS


SONIA SAN DIEGO
Member


JOSE SEGUBAN, Jr.
Member



WILFREDO BUCSIT
Member


BENITA CUENCO
Member


NIXON/BAUTISTA
Member


FRANCISCO CAYMO
Member



ALVIN ROSALES
Member


DIOSDADO CORSIGA
Member


ARNEL GALARPE
Member



SHIRLEY SALVADOR
Member

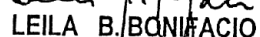

RHODORA DE LOS REYES
Member


REYNALDO CUEVAS
Member


GLORIA PANGILINAN
Member


ROSIE ALAMILLO
Member


EFREN GUNGON
Member


LEILA B. BONIFACIO
Chairperson

**STATUS OF SCORECARD ON CORPORATE
GOVERNANCE FOR ECs
For Year 2007 Performance
As of October 24, 2008**

A. Number of ECs included in 2007 SCG = 106

B. Number of ECs with submission = 95

**C. Number of non-complying ECs due to
incomplete/obsolete questionnaires = 2**

- 1. LEYECO III**
- 2. ZAMSURECO II**

C. ECs without Submission = 9

- 1. PELCO III**
- 2. ALECO**
- 3. FICELCO**
- 4. TISELCO**
- 5. LEYECO I**
- 6. CAMELCO**
- 7. SIASELCO**
- 8. TAWELCO**
- 9. LASURECO**

TABLE 1
SCORECARD ON CORPORATE GOVERNANCE
For Year 2007

No.	Region	EC	Financial KPI's (30%)	Institutional (30%)	Technical (30%)	IT (10%)	TOTAL (100%)	Adjectival Rating
1	VII	CEBECO III	30.00	29.25	28.88	10.00	98.13	Excellent
2	XI/XII	DASURECO	30.00	28.25	28.25	10.00	96.50	Excellent
3	VII	BOHECO I	30.00	27.50	28.99	10.00	96.49	Excellent
4	VII	CEBECO II	30.00	28.50	26.95	10.00	95.45	Excellent
5	IV	ORMECO	30.00	28.75	27.09	9.00	94.84	Excellent
6	XI/XII	SOCOTECO I	30.00	28.75	25.67	9.00	93.42	Excellent
7	CAR	BENECO	30.00	26.75	27.16	9.00	92.91	Excellent
8	XI/XII	DORECO	30.00	27.25	27.12	8.50	92.87	Excellent
9	CARAGA	DIELCO	30.00	28.75	24.02	10.00	92.77	Excellent
10	X	MORESCO I	25.00	29.00	28.62	10.00	92.62	Excellent
11	X	LANECO	30.00	29.00	24.49	9.00	92.49	Excellent
12	VII	BOHECO II	30.00	28.50	24.34	9.00	91.84	Excellent
13	VI	ILECO I	30.00	24.50	27.68	9.50	91.68	Excellent
14	IX	ZAMSURECO I	30.00	26.50	24.99	10.00	91.49	Excellent
15	XI/XII	DANECO	30.00	26.50	25.85	8.50	90.85	Excellent
16	I	LUELCO	30.00	24.50	26.34	10.00	90.84	Excellent
17	IV	BATELEC I	30.00	25.25	26.98	8.50	90.73	Excellent
18	X	MOELCI II	30.00	26.75	24.56	9.00	90.31	Excellent

TABLE 2
SCORECARD ON CORPORATE GOVERNANCE
For Year 2007

No.	Region	EC	Financial KPI's (30%)	Institutional (30%)	Technical (30%)	IT (10%)	TOTAL (100%)	Adjectival Rating
1	VII	CEBECO I	30.00	23.00	26.87	10.00	89.87	Very Satisfactory
2	VII	NORECO I	30.00	27.25	24.41	8.00	89.66	Very Satisfactory
3	VI	ANTECO	30.00	26.75	23.58	9.00	89.33	Very Satisfactory
4	VIII	SAMELCO II	30.00	23.75	27.52	8.00	89.27	Very Satisfactory
5	CARAGA	SURSECO II	30.00	25.75	25.23	8.00	88.98	Very Satisfactory
6	CARAGA	SIARELCO	24.00	27.50	27.05	10.00	88.55	Very Satisfactory
7	VII	PROSIELCO	30.00	28.00	24.99	5.50	88.49	Very Satisfactory
8	VIII	LEYECO IV	30.00	28.25	21.09	9.00	88.34	Very Satisfactory
9	X	FIBECO	30.00	24.00	26.39	7.50	87.89	Very Satisfactory
10	CARAGA	ASELCO	24.00	27.50	27.15	8.00	86.65	Very Satisfactory
11	X	MORESCO II	22.00	27.25	26.59	10.00	85.84	Very Satisfactory
12	VIII	LEYECO V	30.00	24.00	21.78	10.00	85.78	Very Satisfactory
13	I	INEC	25.00	25.75	25.15	9.00	84.90	Very Satisfactory
14	I	ISECO	30.00	21.75	26.21	6.50	84.46	Very Satisfactory
15	III	TARELCO II	22.00	26.25	26.94	9.00	84.19	Very Satisfactory
16	II	CAGELCO I	24.00	27.25	23.61	9.00	83.86	Very Satisfactory
17	IV	TIELCO	30.00	21.50	26.25	5.50	83.25	Very Satisfactory
18	VI	ILECO II	22.00	26.50	25.97	7.50	81.97	Very Satisfactory
19	III	PELCO I	22.00	23.00	27.57	9.00	81.57	Very Satisfactory
20	IV	BATELEC II	21.00	26.75	24.73	8.50	80.98	Very Satisfactory
21	VIII	LEYECO II	17.00	27.50	26.37	10.00	80.87	Very Satisfactory
22	XI/XII	COTELCO	22.00	22.50	27.75	8.00	80.25	Very Satisfactory
23	III	PENELCO	22.00	23.50	26.73	8.00	80.23	Very Satisfactory
24	CARAGA	SURSECO I	30.00	19.50	23.71	7.00	80.21	Very Satisfactory
25	VII	CELCO	24.00	23.75	24.77	7.50	80.02	Very Satisfactory
26	VIII	BILECO	30.00	25.00	16.31	8.50	79.81	Very Satisfactory
27	III	TARELCO I	22.00	25.75	24.38	7.50	79.63	Very Satisfactory
28	VI	AKELCO	24.00	19.25	25.28	10.00	78.53	Very Satisfactory
29	X	BUSECO	22.00	20.75	25.62	9.00	77.37	Very Satisfactory
30	VI	CENECO	17.00	26.75	26.01	7.50	77.26	Very Satisfactory
31	II	CAGELCO II	30.00	27.50	10.70	9.00	77.20	Very Satisfactory
32	IX	ZAMCELCO	26.00	26.00	15.08	9.00	76.08	Very Satisfactory
33	CARAGA	ANECO	17.00	26.75	23.16	9.00	75.91	Very Satisfactory
34	XI/XII	SOCOTECO II	22.00	20.25	24.82	8.50	75.57	Very Satisfactory

TABLE 3
SCORECARD ON CORPORATE GOVERNANCE
For Year 2007

No.	Region	EC	Financial KPI's (30%)	Institutional (30%)	Technical (30%)	IT (10%)	TOTAL (100%)	Adjectival Rating
1	CARAGA	SURNECO	26.00	27.25	12.50	8.50	74.25	Satisfactory
2	III	AURELCO	22.00	23.50	24.23	4.50	74.23	Satisfactory
3	III	NEECO II-A2	17.00	26.00	25.38	5.00	73.38	Satisfactory
4	V	CANORECO	11.00	28.25	26.46	7.50	73.21	Satisfactory
5	VI	CAPELCO	16.00	22.75	26.23	8.00	72.98	Satisfactory
6	VI	ILECO III	16.00	23.00	26.36	6.50	71.86	Satisfactory
7	IV	MARELCO	24.00	24.25	15.53	7.50	71.28	Satisfactory
8	I	CENPELCO	20.00	25.75	16.43	8.00	70.18	Satisfactory
9	X	MOELCI I	18.00	20.75	22.13	9.00	69.88	Satisfactory
10	III	PRESCO	22.00	18.75	24.22	4.50	69.47	Satisfactory
11	VI	VRESCO	22.00	17.50	20.52	8.50	68.52	Satisfactory
12	IV	ROMELCO	24.00	17.50	21.92	5.00	68.42	Satisfactory
13	V	CASURECO IV	30.00	18.00	11.16	8.00	67.16	Satisfactory
14	IX	ZANECO	12.00	25.50	22.25	7.00	66.75	Satisfactory
15	IV	QUEZELCO I	28.00	22.25	11.32	5.00	66.57	Satisfactory
16	II	BATANELCO	30.00	14.75	18.50	2.50	65.75	Satisfactory
17	VII	BANELCO	18.00	21.50	18.74	5.00	63.24	Satisfactory
18	VIII	SOLECO	16.00	18.00	22.22	6.50	62.72	Satisfactory
19	III	NEECO II-A1	22.00	19.00	13.50	8.00	62.50	Satisfactory
20	VI	GUIMELCO	30.00	14.50	11.63	4.75	60.88	Satisfactory

TABLE 4
SCORECARD ON CORPORATE GOVERNANCE
For Year 2007

No.	Region	EC	Financial KPI's (30%)	Institutional (30%)	Technical (30%)	IT (10%)	TOTAL (100%)	Adjectival Rating
1	CAR	MOPRECO	22.00	19.00	10.88	6.50	58.38	Fair
2	V	CASURECO II	16.00	22.00	11.33	9.00	58.33	Fair
3	VIII	ESAMELCO	16.00	22.00	12.44	7.50	57.94	Fair
4	XI/XII	SUKELCO	11.00	22.00	16.90	7.50	57.40	Fair
5	IV	QUEZELCO II	18.00	18.50	17.14	3.50	57.14	Fair
6	III	NEECO I	22.00	21.00	9.66	4.00	56.66	Fair
7	VIII	SAMELCO I	12.00	18.50	20.24	5.75	56.49	Fair
8	IV	BISELCO	22.00	11.75	19.04	3.50	56.29	Fair
9	II	ISELCO I	12.00	23.00	13.42	6.00	54.42	Fair
10	CAR	IFELCO	22.00	20.25	6.39	5.50	54.14	Fair
11	IV	OMECO	18.00	17.25	10.36	5.00	50.61	Fair

TABLE 5
SCORECARD ON CORPORATE GOVERNANCE
For Year 2007

No.	Region	EC	Financial KPI's (30%)	Institutional (30%)	Technical (30%)	IT (10%)	TOTAL (100%)	Adjectival Rating
1	III	ZAMECO I	12.00	17.50	12.65	7.00	49.15	Poor
2	V	SORECO I	5.00	24.75	12.87	6.00	48.62	Poor
3	CAR	KAELCO	15.00	19.50	9.88	3.50	47.88	Poor
4	ARMM	SULECO	10.00	24.50	7.44	5.00	46.94	Poor
5	IV	FLECO	10.00	16.75	11.66	6.50	44.91	Poor
6	ARMM	MAGELCO	7.00	20.50	12.30	3.50	43.30	Poor
7	ARMM	BASELCO	5.00	21.00	8.40	7.50	41.90	Poor
8	VIII	NORSAMELCO	5.00	21.75	12.02	2.00	40.77	Poor
9	IV	LUBELCO	11.00	10.75	10.76	5.00	37.51	Poor
10	V	MASELCO	5.00	20.50	8.61	3.00	37.11	Poor
11	V	CASURECO I	5.00	17.00	9.70	4.50	36.20	Poor
12	V	CASURECO III	0.00	15.75	8.72	5.50	29.97	Poor

SCORECARD ON CORPORATE GOVERNANCE
Comparative Rating
For Year 2006 and 2007

No.	Region	EC	2006	2007	2006 Adjectival Rating	2007 Adjectival Rating	Remarks
1	VII	CEBECO III	95.29	98.13	Excellent	Excellent	Maintained
2	XI/XII	DASURECO	91.13	96.50	Excellent	Excellent	Maintained
3	VII	BOHECO I	91.78	96.49	Excellent	Excellent	Maintained
4	IV	ORMECO	80.21	94.84	Very Satisfactory	Excellent	Improved
5	XI/XII	SOCOTECO I	81.86	93.42	Very Satisfactory	Excellent	Improved
6	VII	CEBECO II	84.59	93.16	Very Satisfactory	Excellent	Improved
7	CAR	BENECO	75.10	92.91	Very Satisfactory	Excellent	Improved
8	XI/XII	DORECO	87.25	92.87	Very Satisfactory	Excellent	Improved
9	CARAGA	DIELCO	78.63	92.77	Very Satisfactory	Excellent	Improved
10	X	MORESCO I	94.78	92.62	Excellent	Excellent	Maintained
11	X	LANECO	85.22	92.49	Very Satisfactory	Excellent	Improved
12	VII	BOHECO II	80.58	91.84	Very Satisfactory	Excellent	Improved
13	VI	ILECO I	91.10	91.68	Excellent	Excellent	Maintained
14	IX	ZAMSURECO I	81.60	91.49	Very Satisfactory	Excellent	Improved
15	XI/XII	DANECO	65.55	90.85	Satisfactory	Excellent	Improved
16	I	LUELCO	82.24	90.84	Very Satisfactory	Excellent	Improved
17	IV	BATELEC I	88.15	90.73	Very Satisfactory	Excellent	Improved
18	X	MOELCI II	86.16	90.31	Very Satisfactory	Excellent	Improved
19	VII	CEBECO I	84.18	89.87	Very Satisfactory	Very Satisfactory	Maintained
20	VII	NORECO I	68.59	89.66	Satisfactory	Very Satisfactory	Improved
21	VI	ANTECO	86.23	89.33	Very Satisfactory	Very Satisfactory	Maintained
22	VIII	SAMELCO II	83.96	89.27	Very Satisfactory	Very Satisfactory	Maintained
23	CARAGA	SURSECO II	82.88	88.98	Very Satisfactory	Very Satisfactory	Maintained
24	CARAGA	SIARELCO	73.08	88.55	Satisfactory	Very Satisfactory	Improved
25	VII	PROSIELCO	79.15	88.49	Very Satisfactory	Very Satisfactory	Maintained
26	VIII	LEYECO IV	77.15	88.34	Very Satisfactory	Very Satisfactory	Maintained
27	X	FIBECO	71.24	87.89	Satisfactory	Very Satisfactory	Improved

SCORECARD ON CORPORATE GOVERNANCE
Comparative Rating
For Year 2006 and 2007

No.	Region	EC	2006	2007	2006 Adjectival Rating	2007 Adjectival Rating	Remarks
28	CARAGA	ASELCO	83.43	86.65	Very Satisfactory	Very Satisfactory	Maintained
29	X	MORESCO II	80.53	85.84	Very Satisfactory	Very Satisfactory	Maintained
30	VIII	LEYECO V	81.90	85.78	Very Satisfactory	Very Satisfactory	Maintained
31	I	INEC	79.98	84.90	Very Satisfactory	Very Satisfactory	Maintained
32	I	ISECO	76.80	84.46	Very Satisfactory	Very Satisfactory	Maintained
33	III	TARELCO II	85.18	84.19	Very Satisfactory	Very Satisfactory	Maintained
34	II	CAGELCO I	82.45	83.86	Very Satisfactory	Very Satisfactory	Maintained
35	IV	TIELCO	81.42	83.25	Very Satisfactory	Very Satisfactory	Maintained
36	VI	ILECO II	71.16	81.97	Satisfactory	Very Satisfactory	Improved
37	III	PELCO I	75.88	81.57	Very Satisfactory	Very Satisfactory	Maintained
38	IV	BATELEC II	-	80.98	-	Very Satisfactory	Not Applicable
39	VIII	LEYECO II	85.78	80.87	Very Satisfactory	Very Satisfactory	Maintained
40	XI/XII	COTELCO	63.17	80.25	Satisfactory	Very Satisfactory	Improved
41	III	PENELCO	76.31	80.23	Very Satisfactory	Very Satisfactory	Maintained
42	CARAGA	SURSECO I	52.14	80.21	Fair	Very Satisfactory	Improved
43	VII	CELCO	75.28	80.02	Very Satisfactory	Very Satisfactory	Maintained
44	VIII	BILECO	69.39	79.81	Satisfactory	Very Satisfactory	Improved
45	III	TARELCO I	79.55	79.63	Very Satisfactory	Very Satisfactory	Maintained
46	VI	AKELCO	81.99	78.53	Very Satisfactory	Very Satisfactory	Maintained
47	X	BUSECO	58.18	77.37	Fair	Very Satisfactory	Improved
48	VI	CENECO	69.09	77.26	Satisfactory	Very Satisfactory	Improved
49	II	CAGELCO II	75.04	77.20	Very Satisfactory	Very Satisfactory	Maintained
50	IX	ZAMCELCO	74.15	76.08	Satisfactory	Very Satisfactory	Improved
51	CARAGA	ANECO	74.28	75.91	Satisfactory	Very Satisfactory	Improved
52	XI/XII	SOCOTECO II	80.56	75.57	Very Satisfactory	Very Satisfactory	Maintained
53	CARAGA	SURNECO	65.19	74.25	Satisfactory	Satisfactory	Maintained
54	III	AURELCO	58.99	74.23	Fair	Satisfactory	Improved

SCORECARD ON CORPORATE GOVERNANCE
Comparative Rating
For Year 2006 and 2007

No.	Region	EC	2006	2007	2006 Adjectival Rating	2007 Adjectival Rating	Remarks
55	III	NEECO II-A2	69.30	73.38	Satisfactory	Satisfactory	Maintained
56	V	CANORECO	72.14	73.21	Satisfactory	Satisfactory	Maintained
57	VI	CAPELCO	80.43	72.98	Very Satisfactory	Satisfactory	Retrogressed
58	VI	ILECO III	67.28	71.86	Satisfactory	Satisfactory	Maintained
59	IV	MARELCO	64.65	71.28	Satisfactory	Satisfactory	Maintained
60	I	CENPELCO	59.42	70.18	Fair	Satisfactory	Improved
61	X	MOELCI I	55.01	69.88	Fair	Satisfactory	Improved
62	III	PRESCO	65.95	69.47	Satisfactory	Satisfactory	Maintained
63	VI	VRESCO	61.55	68.52	Satisfactory	Satisfactory	Maintained
64	IV	ROMELCO	-	68.42	-	Satisfactory	Not Applicable
65	V	CASURECO IV	52.26	67.16	Fair	Satisfactory	Improved
66	IX	ZANECO	0.00	66.75	Poor	Satisfactory	Improved
67	IV	QUEZELCO I	52.05	66.57	Fair	Satisfactory	Improved
68	II	BATANELCO	-	65.75	-	Satisfactory	Not Applicable
69	VII	BANELCO	73.04	63.24	Satisfactory	Satisfactory	Maintained
70	VIII	SOLECO	57.00	62.72	Fair	Satisfactory	Improved
71	III	NEECO II-A1	53.46	62.50	Fair	Satisfactory	Improved
72	VI	GUIMELCO	55.11	60.88	Fair	Satisfactory	Improved
73	CAR	MOPRECO	-	58.38	-	Fair	Not Applicable
74	V	CASURECO II	53.62	58.33	Fair	Fair	Maintained
75	VIII	ESAMELCO	43.27	57.94	Poor	Fair	Improved
76	XI/XII	SUKELCO	70.42	57.40	Satisfactory	Fair	Retrogressed
77	IV	QUEZELCO II	49.56	57.14	Poor	Fair	Improved
78	III	NEECO I	45.88	56.66	Poor	Fair	Improved
79	VIII	SAMELCO I	52.68	56.49	Fair	Fair	Maintained
80	IV	BISELCO	-	56.29	-	Fair	Not Applicable
81	II	ISELCO I	-	54.42	-	Fair	Not Applicable

SCORECARD ON CORPORATE GOVERNANCE
Comparative Rating
For Year 2006 and 2007

No.	Region	EC	2006	2007	2006 Adjectival Rating	2007 Adjectival Rating	Remarks
82	CAR	IFELCO	-	54.14	-	Fair	Not Applicable
83	IV	OMEKO	51.16	50.61	Fair	Fair	Maintained
84	III	ZAMECO I	66.24	49.15	Satisfactory	Poor	Retrogressed
85	V	SORECO I	-	48.62	-	Poor	Not Applicable
86	CAR	KAELCO	56.23	47.88	Fair	Poor	Retrogressed
87	ARMM	SULECO	-	46.94	-	Poor	Not Applicable
88	IV	FLECO	41.44	44.91	Poor	Poor	Maintained
89	ARMM	MAGELCO	40.58	43.30	Poor	Poor	Maintained
90	ARMM	BASELCO	-	41.90	-	Poor	Not Applicable
91	VIII	NORSAMELCO	-	40.77	-	Poor	Not Applicable
92	IV	LUBELCO	35.13	37.51	Poor	Poor	Maintained
93	V	MASELCO	-	37.11	-	Poor	Not Applicable
94	V	CASURECO I	35.06	36.20	Poor	Poor	Maintained
95	V	CASURECO III	-	29.97	-	Poor	Not Applicable

1	Improved	36
2	Maintaned	42
3	Retrogressed	4
4	Not Applicable	13
	Total	95

Year 2007 Scorecard on Corporate Governance (SCG) for ECs

Table	Rating	No. of Ecs	%
1	Excellent (90% - 100%)	18	19
2	Very Satisfactory (75% - 89%)	34	36
3	Satisfactory (60% - 74%)	20	21
4	Fair (50% - 59%)	11	12
5	Poor (49% - Below)	12	13
	Total	95	100

**SCORECARD ON CORPORATE GOVERNANCE
For Year 2007**

No.	EC	Financial KPI's (30%)	Institutional (30%)	Technical (30%)	IT (10%)	TOTAL (100%)	Adjectival Rating
	Region I						
1	LUELCO	30.00	24.50	26.34	10.00	90.84	Excellent
2	INEC	25.00	25.75	25.15	9.00	84.90	Very Satisfactory
3	ISECO	30.00	21.75	26.21	6.50	84.46	Very Satisfactory
4	CENPELCO	20.00	25.75	16.43	8.00	70.18	Satisfactory
	Region II						
5	CAGELCO I	24.00	27.25	23.61	9.00	83.86	Very Satisfactory
6	CAGELCO II	30.00	27.50	10.70	9.00	77.20	Very Satisfactory
7	BATANELCO	30.00	14.75	18.50	2.50	65.75	Satisfactory
8	ISELCO I	12.00	23.00	13.42	6.00	54.42	Fair
	CAR						
9	BENECO	30.00	26.75	27.16	9.00	92.91	Excellent
10	MOPRECO	22.00	19.00	10.88	6.50	58.38	Fair
11	IFELCO	22.00	20.25	6.39	5.50	54.14	Fair
12	KAELCO	15.00	19.50	9.88	3.50	47.88	Poor
	Region III						
13	TARELCO II	22.00	26.25	26.94	9.00	84.19	Very Satisfactory
14	PELCO I	22.00	23.00	27.57	9.00	81.57	Very Satisfactory
15	PENELCO	22.00	23.50	26.73	8.00	80.23	Very Satisfactory
16	TARELCO I	22.00	25.75	24.38	7.50	79.63	Very Satisfactory
17	AURELCO	22.00	23.50	24.23	4.50	74.23	Satisfactory
18	NEECO II-A2	17.00	26.00	25.38	5.00	73.38	Satisfactory
19	PRESCO	22.00	18.75	24.22	4.50	69.47	Satisfactory
20	NEECO II-A1	22.00	19.00	13.50	8.00	62.50	Satisfactory
21	NEECO I	22.00	21.00	9.66	4.00	56.66	Fair
22	ZAMECO I	12.00	17.50	12.65	7.00	49.15	Poor

SCORECARD ON CORPORATE GOVERNANCE
For Year 2007

No.	EC	Financial KPI's (30%)	Institutional (30%)	Technical (30%)	IT (10%)	TOTAL (100%)	Adjectival Rating
	Region IV						
23	ORMECO	30.00	28.75	27.09	9.00	94.84	Excellent
24	BATELEC I	30.00	25.25	26.98	8.50	90.73	Excellent
25	TIELCO	30.00	21.50	26.25	5.50	83.25	Very Satisfactory
26	BATELEC II	21.00	26.75	24.73	8.50	80.98	Very Satisfactory
27	MARELCO	24.00	24.25	15.53	7.50	71.28	Satisfactory
28	ROMELCO	24.00	17.50	21.92	5.00	68.42	Satisfactory
29	QUEZELCO I	28.00	22.25	11.32	5.00	66.57	Satisfactory
30	QUEZELCO II	18.00	18.50	17.14	3.50	57.14	Fair
31	BISELCO	22.00	11.75	19.04	3.50	56.29	Fair
32	OMECO	18.00	17.25	10.36	5.00	50.61	Fair
33	FLECO	10.00	16.75	11.66	6.50	44.91	Poor
34	LUBELCO	11.00	10.75	10.76	5.00	37.51	Poor
	Region V						
35	CANORECO	11.00	28.25	26.46	7.50	73.21	Satisfactory
36	CASURECO IV	30.00	18.00	11.16	8.00	67.16	Satisfactory
37	CASURECO II	16.00	22.00	11.33	9.00	58.33	Fair
38	SORECO I	5.00	24.75	12.87	6.00	48.62	Poor
39	MASELCO	5.00	20.50	8.61	3.00	37.11	Poor
40	CASURECO I	5.00	17.00	9.70	4.50	36.20	Poor
41	CASURECO III	0.00	15.75	8.72	5.50	29.97	Poor

**SCORECARD ON CORPORATE GOVERNANCE
For Year 2007**

No.	EC	Financial KPI's (30%)	Institutional (30%)	Technical (30%)	IT (10%)	TOTAL (100%)	Adjectival Rating
	Region VI						
42	ILECO I	30.00	24.50	27.68	9.50	91.68	Excellent
43	ANTECO	30.00	26.75	23.58	9.00	89.33	Very Satisfactory
44	ILECO II	22.00	26.50	25.97	7.50	81.97	Very Satisfactory
45	AKELCO	24.00	19.25	25.28	10.00	78.53	Very Satisfactory
46	CENECO	17.00	26.75	26.01	7.50	77.26	Very Satisfactory
47	CAPELCO	16.00	22.75	26.23	8.00	72.98	Satisfactory
48	ILECO III	16.00	23.00	26.36	6.50	71.86	Satisfactory
49	VRESCO	22.00	17.50	20.52	8.50	68.52	Satisfactory
50	GUIMELCO	30.00	14.50	11.63	4.75	60.88	Satisfactory
	Region VII						
51	CEBECO III	30.00	29.25	28.88	10.00	98.13	Excellent
52	BOHECO I	30.00	27.50	28.99	10.00	96.49	Excellent
53	CEBECO II	30.00	28.50	26.95	10.00	95.45	Excellent
54	BOHECO II	30.00	28.50	24.34	9.00	91.84	Excellent
55	CEBECO I	30.00	23.00	26.87	10.00	89.87	Very Satisfactory
56	NORECO I	30.00	27.25	24.41	8.00	89.66	Very Satisfactory
57	PROSIELCO	30.00	28.00	24.99	5.50	88.49	Very Satisfactory
58	CELCO	24.00	23.75	24.77	7.50	80.02	Very Satisfactory
59	BANELCO	18.00	21.50	18.74	5.00	63.24	Satisfactory

**SCORECARD ON CORPORATE GOVERNANCE
For Year 2007**

No.	EC	Financial KPI's (30%)	Institutional (30%)	Technical (30%)	IT (10%)	TOTAL (100%)	Adjectival Rating
	Region VIII						
60	SAMELCO II	30.00	23.75	27.52	8.00	89.27	Very Satisfactory
61	LEYECO IV	30.00	28.25	21.09	9.00	88.34	Very Satisfactory
62	LEYECO V	30.00	24.00	21.78	10.00	85.78	Very Satisfactory
63	LEYECO II	17.00	27.50	26.37	10.00	80.87	Very Satisfactory
64	BILECO	30.00	25.00	16.31	8.50	79.81	Very Satisfactory
65	SOLECO	16.00	18.00	22.22	6.50	62.72	Satisfactory
66	ESAMELCO	16.00	22.00	12.44	7.50	57.94	Fair
67	SAMELCO I	12.00	18.50	20.24	5.75	56.49	Fair
68	NORSAMELCO	5.00	21.75	12.02	2.00	40.77	Poor
	Region IX						
69	ZAMSURECO I	30.00	26.50	24.99	10.00	91.49	Excellent
70	ZAMCELCO	26.00	26.00	15.08	9.00	76.08	Very Satisfactory
71	ZANECO	12.00	25.50	22.25	7.00	66.75	Satisfactory
	Region X						
72	MORESCO I	25.00	29.00	28.62	10.00	92.62	Excellent
73	LANECO	30.00	29.00	24.49	9.00	92.49	Excellent
74	MOELCI II	30.00	26.75	24.56	9.00	90.31	Excellent
75	FIBECO	30.00	24.00	26.39	7.50	87.89	Very Satisfactory
76	MORESCO II	22.00	27.25	26.59	10.00	85.84	Very Satisfactory
77	BUSECO	22.00	20.75	25.62	9.00	77.37	Very Satisfactory
78	MOELCI I	18.00	20.75	22.13	9.00	69.88	Satisfactory

SCORECARD ON CORPORATE GOVERNANCE
For Year 2007

No.	EC	Financial KPI's (30%)	Institutional (30%)	Technical (30%)	IT (10%)	TOTAL (100%)	Adjectival Rating
	Region XI/XII						
79	DASURECO	30.00	28.25	28.25	10.00	96.50	Excellent
80	SOCOTECO I	30.00	28.75	25.67	9.00	93.42	Excellent
81	DORECO	30.00	27.25	27.12	8.50	92.87	Excellent
82	DANECO	30.00	26.50	25.85	8.50	90.85	Excellent
83	COTELCO	22.00	22.50	27.75	8.00	80.25	Very Satisfactory
84	SOCOTECO II	22.00	20.25	24.82	8.50	75.57	Very Satisfactory
85	SUKELCO	11.00	22.00	16.90	7.50	57.40	Fair
	ARMM						
86	SULECO	10.00	24.50	7.44	5.00	46.94	Poor
87	MAGELCO	7.00	20.50	12.30	3.50	43.30	Poor
88	BASELCO	5.00	21.00	8.40	7.50	41.90	Poor
	CARAGA						
89	DIELCO	30.00	28.75	24.02	10.00	92.77	Excellent
90	SURSECO II	30.00	25.75	25.23	8.00	88.98	Very Satisfactory
91	SIARELCO	24.00	27.50	27.05	10.00	88.55	Very Satisfactory
92	ASELCO	24.00	27.50	27.15	8.00	86.65	Very Satisfactory
93	SURSECO I	30.00	19.50	23.71	7.00	80.21	Very Satisfactory
94	ANECO	17.00	26.75	23.16	9.00	75.91	Very Satisfactory
95	SURNECO	26.00	27.25	12.50	8.50	74.25	Satisfactory

Financial Perspective

No.	Region	EC	Ave. Days Receivable (8%)	Net Margin (6%)	Non Power Cost/ Customer (5%)	Payment to NEA (5%)	Payment to GENCO (4%)	Payment to TRANSCO (2%)	Total (30%)
1	I	ISECO	8.00	6.00	5.00	5.00	4.00	2.00	30.00
2	I	LUELCO	8.00	6.00	5.00	5.00	4.00	2.00	30.00
3	II	BATANELCO	8.00	6.00	5.00	5.00	6.00	NA	30.00
4	II	CAGELCO II	8.00	6.00	5.00	5.00	4.00	2.00	30.00
5	IV	BATELEC I	8.00	6.00	5.00	5.00	4.00	2.00	30.00
6	VI	ANTECO	8.00	6.00	5.00	5.00	4.00	2.00	30.00
7	VII	NORECO I	8.00	6.00	5.00	5.00	4.00	2.00	30.00
8	VII	PROSIELCO	8.00	6.00	5.00	5.00	6.00	NA	30.00
9	VII	BOHECO I	8.00	6.00	5.00	5.00	4.00	2.00	30.00
10	VIII	LEYECO IV	8.00	6.00	5.00	5.00	4.00	2.00	30.00
11	VIII	LEYECO V	8.00	6.00	5.00	5.00	4.00	2.00	30.00
12	VIII	BILECO	8.00	6.00	5.00	5.00	4.00	2.00	30.00
13	VIII	SAMELCO II	8.00	6.00	5.00	5.00	4.00	2.00	30.00
14	IX	ZAMSURECO I	8.00	6.00	5.00	5.00	4.00	2.00	30.00
15	X	FIBECO	8.00	6.00	5.00	5.00	4.00	2.00	30.00
16	X	LANECO	8.00	6.00	5.00	5.00	4.00	2.00	30.00
17	CARAGA	DIELCO	8.00	6.00	5.00	5.00	6.00	NA	30.00
18	CARAGA	SURSECO I	8.00	6.00	5.00	5.00	4.00	2.00	30.00
19	XI/XII	DORECO	8.00	6.00	5.00	5.00	4.00	2.00	30.00
20	XI/XII	DASURECO	8.00	6.00	5.00	5.00	4.00	2.00	30.00
21	XI/XII	SOCOTECO I	8.00	6.00	5.00	5.00	4.00	2.00	30.00
22	IV	TIELCO	8.00	6.00	5.00	5.00	6.00	NA	30.00
23	VII	CEBECO III	8.00	6.00	5.00	5.00	6.00	NA	30.00
24	VII	CEBECO I	8.00	6.00	5.00	5.00	4.00	2.00	30.00
25	VII	CEBECO II	8.00	6.00	5.00	5.00	4.00	2.00	30.00
26	CAR	BENECO	8.00	6.00	5.00	5.00	4.00	2.00	30.00
27	XI/XII	DANECO	8.00	6.00	5.00	5.00	4.00	2.00	30.00
28	IV	ORMECO	8.00	6.00	5.00	5.00	6.00	NA	30.00
29	CARAGA	SURSECO II	8.00	6.00	5.00	5.00	4.00	2.00	30.00
30	V	CASURECO IV	8.00	6.00	5.00	5.00	4.00	2.00	30.00
31	VI	ILECO I	8.00	6.00	5.00	5.00	4.00	2.00	30.00
32	VII	BOHECO II	8.00	6.00	5.00	5.00	4.00	2.00	30.00
33	X	MOELCI II	8.00	6.00	5.00	5.00	4.00	2.00	30.00

Financial Perspective

No.	Region	EC	Ave. Days Receivable (8%)	Net Margin (6%)	Non Power Cost/ Customer (5%)	Payment to NEA (5%)	Payment to GENCO (4%)	Payment to TRANSCO (2%)	Total (30%)
34	VI	GUIMELCO	8.00	6.00	5.00	5.00	4.00	2.00	30.00
35	IV	QUEZELCO I	8.00	6.00	5.00	5.00	4.00	0.00	28.00
36	CARAGA	SURNECO	8.00	6.00	5.00	5.00	0.00	2.00	26.00
37	IX	ZAMCELCO	8.00	6.00	5.00	5.00	0.00	2.00	26.00
38	X	MORESCO I	8.00	6.00	0.00	5.00	4.00	2.00	25.00
39	I	INEC	8.00	6.00	0.00	5.00	4.00	2.00	25.00
40	IV	ROMELCO	8.00	6.00	5.00	5.00	0.00	NA	24.00
41	VII	CELCO	8.00	0.00	5.00	5.00	6.00	NA	24.00
42	II	CAGELCO I	8.00	0.00	5.00	5.00	4.00	2.00	24.00
43	VI	AKELCO	8.00	0.00	5.00	5.00	4.00	2.00	24.00
44	CARAGA	ASELCO	8.00	0.00	5.00	5.00	4.00	2.00	24.00
45	CARAGA	SIARELCO	8.00	0.00	5.00	5.00	4.00	2.00	24.00
46	IV	MARELCO	8.00	0.00	5.00	5.00	6.00	NA	24.00
47	CAR	MOPRECO	0.00	6.00	5.00	5.00	4.00	2.00	22.00
48	III	TARELCO I	0.00	6.00	5.00	5.00	4.00	2.00	22.00
49	III	TARELCO II	0.00	6.00	5.00	5.00	4.00	2.00	22.00
50	III	PRESKO	0.00	6.00	5.00	5.00	4.00	2.00	22.00
51	III	PENELCO	0.00	6.00	5.00	5.00	4.00	2.00	22.00
52	X	MORESCO II	0.00	6.00	5.00	5.00	4.00	2.00	22.00
53	X	BUSECO	0.00	6.00	5.00	5.00	4.00	2.00	22.00
54	XI/XII	COTELCO	0.00	6.00	5.00	5.00	4.00	2.00	22.00
55	XI/XII	SOCOTECO II	0.00	6.00	5.00	5.00	4.00	2.00	22.00
56	CAR	IFELCO	0.00	6.00	5.00	5.00	4.00	2.00	22.00
57	III	PELCO I	0.00	6.00	5.00	5.00	4.00	2.00	22.00
58	VI	ILECO II	0.00	6.00	5.00	5.00	4.00	2.00	22.00
59	III	AURELCO	0.00	6.00	5.00	5.00	4.00	2.00	22.00
60	IV	BISELCO	0.00	6.00	5.00	5.00	6.00	NA	22.00
61	VI	VRESKO	0.00	6.00	5.00	5.00	4.00	2.00	22.00
62	III	NEECO I	0.00	6.00	5.00	5.00	4.00	2.00	22.00
63	III	NEECO II-A1	0.00	6.00	5.00	5.00	4.00	2.00	22.00
64	IV	BATELEC II	8.00	6.00	0.00	5.00	0.00	2.00	21.00

SCORECARD ON CORPORATE GOVERNANCE
For Year 2007

Institutional Perspective

No.	Region	EC	Corporate Governance (10%)	Human Resource Development (7%)	Member-Consumer Development (5%)	Image Building Activities (3%)	District Election (2%)	AGMA (3%)	Total (30%)
1	VII	CEBECO III	9.50	7.00	5.00	3.00	2.00	2.75	29.25
2	X	LANECO	10.00	6.00	5.00	3.00	2.00	3.00	29.00
3	X	MORESCO I	9.00	5.00	7.00	3.00	2.00	3.00	29.00
4	IV	ORMECO	10.00	6.00	5.00	3.00	2.00	2.75	28.75
5	CARAGA	DIELCO	9.00	7.00	5.00	3.00	1.75	3.00	28.75
6	XI/XII	SOCOTECO I	9.50	7.00	4.50	3.00	1.75	3.00	28.75
7	VII	BOHECO II	10.00	7.00	5.00	2.00	2.00	2.50	28.50
8	VII	CEBECO II	9.50	7.00	4.50	3.00	1.75	2.75	28.50
9	V	CANORECO	9.50	7.00	4.00	3.00	2.00	2.75	28.25
10	VIII	LEYECO IV	9.50	7.00	4.00	3.00	1.75	3.00	28.25
11	XI/XII	DASURECO	9.00	7.00	4.50	3.00	2.00	2.75	28.25
12	VII	PROSIELCO	9.50	7.00	4.50	3.00	2.00	2.00	28.00
13	VIII	LEYECO II	9.00	6.00	5.00	3.00	1.75	2.75	27.50
14	II	CAGELCO II	9.00	6.00	5.00	3.00	1.75	2.75	27.50
15	CARAGA	ASELCO	8.50	7.00	4.00	3.00	2.00	3.00	27.50
16	CARAGA	SIARELCO	9.00	7.00	3.50	3.00	2.00	3.00	27.50
17	VII	BOHECO I	8.00	7.00	4.50	3.00	2.00	3.00	27.50
18	VII	NORECO I	7.50	7.00	5.00	3.00	1.75	3.00	27.25
19	X	MORESCO II	9.50	7.00	3.50	2.50	2.00	2.75	27.25
20	CARAGA	SURNECO	8.50	7.00	4.00	3.00	2.00	2.75	27.25
21	XI/XII	DORECO	8.00	7.00	4.50	3.00	1.75	3.00	27.25
22	II	CAGELCO I	9.00	5.50	5.00	3.00	2.00	2.75	27.25
23	VI	ANTECO	8.00	7.00	4.00	3.00	2.00	2.75	26.75
24	CAR	BENECO	8.50	7.00	4.50	2.50	1.75	2.50	26.75
25	X	MOELCI II	9.50	6.00	4.50	2.00	1.75	3.00	26.75
26	IV	BATELEC II	9.50	6.00	3.50	3.00	2.00	2.75	26.75
27	VI	CENECO	8.50	6.00	5.00	2.50	1.75	3.00	26.75
28	CARAGA	ANECO	8.00	7.00	4.50	3.00	1.50	2.75	26.75
29	IX	ZAMSURECO I	9.50	6.00	3.00	3.00	2.00	3.00	26.50
30	VI	ILECO II	8.50	7.00	4.50	2.00	2.00	2.50	26.50
31	XI/XII	DANECO	9.00	6.00	4.50	2.50	1.75	2.75	26.50

**SCORECARD ON CORPORATE GOVERNANCE
For Year 2007**

Institutional Perspective

No.	Region	EC	Corporate Governance (10%)	Human Resource Development (7%)	Member-Consumer Development (5%)	Image Building Activities (3%)	District Election (2%)	AGMA (3%)	Total (30%)
32	III	TARELCO II	9.50	7.00	3.50	1.50	2.00	2.75	26.25
33	IX	ZAMCELCO	8.00	6.00	5.00	2.50	1.75	2.75	26.00
34	III	NEECO II-A2	7.50	7.00	4.50	2.00	2.00	3.00	26.00
35	CARAGA	SURSECO II	8.00	7.00	3.50	2.50	2.00	2.75	25.75
36	I	INEC	8.00	7.00	4.00	2.00	2.00	2.75	25.75
37	III	TARELCO I	9.50	7.00	3.00	2.00	2.00	2.25	25.75
38	I	CENPELCO	9.50	6.00	4.00	3.00	1.75	1.50	25.75
39	IX	ZANECO	8.50	6.50	3.00	3.00	1.75	2.75	25.50
40	IV	BATELEC I	7.50	5.50	4.50	3.00	2.00	2.75	25.25
41	VIII	BILECO	9.00	6.00	2.00	3.00	2.00	3.00	25.00
42	V	SORECO I	8.00	6.00	4.00	2.50	2.00	2.25	24.75
43	I	LUELCO	8.50	5.00	3.50	3.00	1.75	2.75	24.50
44	ARMM	SULECO	9.00	7.00	3.00	3.00	2.00	0.50	24.50
45	VI	ILECO I	8.00	6.00	3.50	2.00	2.00	3.00	24.50
46	IV	MARELCO	7.00	6.00	4.50	2.00	1.75	3.00	24.25
47	VIII	LEYECO V	10.00	6.00	2.50	2.50	1.25	1.75	24.00
48	X	FIBECO	8.00	6.00	3.50	2.00	1.75	2.75	24.00
49	VII	CELCO	8.00	7.00	2.00	2.00	2.75	2.00	23.75
50	VIII	SAMELCO II	8.00	4.00	4.00	3.00	1.75	3.00	23.75
51	III	AURELCO	8.00	6.00	3.50	1.50	2.00	2.50	23.50
52	III	PENELCO	9.00	7.00	2.00	2.00	1.75	1.75	23.50
53	VII	CEBECO I	10.00	7.00	2.50	3.00	0.50	0.00	23.00
54	II	ISELCO I	5.50	6.00	4.50	2.00	2.25	2.75	23.00
55	III	PELCO I	9.00	7.00	2.50	1.00	2.00	1.50	23.00
56	VI	ILECO III	7.00	6.00	2.50	3.00	2.00	2.50	23.00
57	VI	CAPELCO	8.00	6.00	2.00	3.00	2.00	1.75	22.75
58	XI/XII	COTELCO	7.50	6.00	3.00	1.00	2.00	3.00	22.50
59	IV	QUEZELCO I	8.50	3.00	5.00	1.00	1.75	3.00	22.25
60	V	CASURECO II	9.00	6.00	2.50	1.50	1.25	1.75	22.00
61	XI/XII	SUKELCO	9.00	3.00	3.00	2.50	2.00	2.50	22.00
62	VIII	ESAMELCO	6.00	7.00	3.50	1.00	1.75	2.75	22.00
63	I	ISECO	8.00	5.00	3.00	2.00	2.00	1.75	21.75

SCORECARD ON CORPORATE GOVERNANCE
For Year 2007

Institutional Perspective

No.	Region	EC	Corporate Governance (10%)	Human Resource Development (7%)	Member-Consumer Development (5%)	Image Building Activities (3%)	District Election (2%)	AGMA (3%)	Total (30%)
64	VIII	NORSAMELCO	6.50	6.00	4.00	1.00	2.00	2.25	21.75
65	IV	TIELCO	5.50	4.00	4.50	2.50	2.00	3.00	21.50
66	VII	BANELCO	7.50	5.00	2.50	3.00	1.75	1.75	21.50
67	III	NEECO I	8.00	2.50	2.50	3.00	2.00	3.00	21.00
68	ARMM	BASELCO	8.50	5.00	3.50	1.50	1.50	1.00	21.00
69	X	MOELCI I	7.50	5.00	2.50	2.00	2.00	1.75	20.75
70	X	BUSECO	8.50	5.00	2.00	0.50	2.00	2.75	20.75
71	ARMM	MAGELCO	8.00	4.00	3.00	0.50	2.00	3.00	20.50
72	V	MASELCO	9.00	5.50	1.50	1.50	1.75	1.25	20.50
73	CAR	IFELCO	7.50	4.00	4.00	1.00	1.75	2.00	20.25
74	XI/XII	SOCOTECO II	8.50	5.00	1.00	2.00	2.00	1.75	20.25
75	CAR	KAELCO	7.00	2.50	3.50	3.00	1.25	2.25	19.50
76	CARAGA	SURSECO I	7.50	5.00	1.50	2.50	1.75	1.25	19.50
77	VI	AKELCO	7.00	4.00	3.00	1.00	2.00	2.25	19.25
78	III	NEECO II-A1	8.50	5.00	2.00	0.50	1.75	1.25	19.00
79	CAR	MOPRECO	7.00	4.00	2.50	1.00	2.00	2.50	19.00
80	III	PRESCO	6.00	5.00	3.00	2.00	1.25	1.50	18.75
81	IV	QUEZELCO II	8.50	2.00	2.50	2.00	2.00	1.50	18.50
82	VIII	SAMELCO I	7.00	1.50	3.50	2.00	1.75	2.75	18.50
83	V	CASURECO IV	7.00	3.00	3.00	2.50	1.50	1.00	18.00
84	VIII	SOLECO	7.00	4.00	2.50	1.00	1.75	1.75	18.00
85	III	ZAMECO I	7.00	4.00	3.00	1.00	2.00	0.50	17.50
86	IV	ROMELCO	7.00	3.00	3.00	0.50	2.00	2.00	17.50
87	VI	VRESCO	7.00	4.00	1.50	1.50	1.75	1.75	17.50
88	IV	OMEKO	5.50	5.00	1.50	1.50	2.00	1.75	17.25
89	V	CASURECO I	8.50	3.50	1.00	0.50	1.75	1.75	17.00
90	IV	FLECO	8.00	4.00	1.50	1.50	1.75	-	16.75
91	V	CASURECO III	6.50	4.00	2.50	-	2.00	0.75	15.75
92	II	BATANELCO	5.75	3.00	2.50	-	2.00	1.50	14.75
93	VI	GUIMELCO	5.00	3.50	1.50	0.50	2.00	2.00	14.50
94	IV	BISELCO	3.50	2.00	2.00	0.50	1.75	2.00	11.75
95	IV	LUBELCO	5.50	2.00	0.50	0.00	1.75	1.00	10.75

SCORECARD ON CORPORATE GOVERNANCE
For Year 2007

Technical Perspective

No.	Region	EC	System Loss Reduction (15%)	Reliability (5%)	Project Implementation (5%)	Power Quality (3%)	Power Factor (2%)	Total (30%)
1	VII	BOHECO I	15.00	4.66	4.33	3.00	2.00	28.99
2	VII	CEBECO III	15.00	3.88	5.00	3.00	2.00	28.88
3	X	MORESCO I	15.00	3.75	4.87	3.00	2.00	28.62
4	XI/XII	DASURECO	15.00	3.75	4.50	3.00	2.00	28.25
5	XI/XII	COTELCO	15.00	3.44	4.31	3.00	2.00	27.75
6	VI	ILECO I	15.00	3.75	3.93	3.00	2.00	27.68
7	III	PELCO I	15.00	3.75	3.82	3.00	2.00	27.57
8	VIII	SAMELCO II	14.57	3.75	4.20	3.00	2.00	27.52
9	CARAGA	ASELCO	14.55	4.58	3.48	2.54	2.00	27.15
10	CAR	BENECO	15.00	4.58	2.79	2.78	2.00	27.15
11	XI/XII	DORECO	15.00	4.16	3.96	2.00	2.00	27.12
12	IV	ORMECO	15.00	4.17	2.92	3.00	2.00	27.09
13	CARAGA	SIARELCO	13.86	5.00	3.19	3.00	2.00	27.05
14	IV	BATELEC I	15.00	4.17	2.81	3.00	2.00	26.98
15	VII	CEBECO II	15.00	3.13	4.16	2.66	2.00	26.95
16	III	TARELCO II	15.00	4.58	2.36	3.00	2.00	26.94
17	VII	CEBECO I	15.00	3.32	3.55	3.00	2.00	26.87
18	III	PENELCO	15.00	3.87	2.94	2.92	2.00	26.73
19	X	MORESCO II	14.79	3.75	3.05	3.00	2.00	26.59
20	V	CANORECO	15.00	3.75	3.05	2.66	2.00	26.46
21	X	FIBECO	14.38	3.50	3.93	2.58	2.00	26.39
22	VIII	LEYECO II	15.00	4.24	2.13	3.00	2.00	26.37
23	VI	ILECO III	15.00	3.33	3.03	3.00	2.00	26.36
24	I	LUELCO	14.78	3.33	3.23	3.00	2.00	26.34
25	IV	TIELCO	15.00	2.50	4.75	2.00	2.00	26.25
26	VI	CAPELCO	15.00	3.33	2.90	3.00	2.00	26.23
27	I	ISECO	15.00	3.75	3.80	1.66	2.00	26.21

SCORECARD ON CORPORATE GOVERNANCE
For Year 2007

Technical Perspective

No.	Region	EC	System Loss Reduction (15%)	Reliability (5%)	Project Implementation (5%)	Power Quality (3%)	Power Factor (2%)	Total (30%)
28	VI	CENECO	15.00	2.90	3.26	2.85	2.00	26.01
29	VI	ILECO II	15.00	3.75	2.22	3.00	2.00	25.97
30	XI/XII	DANECO	15.00	4.32	1.64	2.89	2.00	25.85
31	XI/XII	SOCOTECO I	15.00	4.17	1.72	2.78	2.00	25.67
32	X	BUSECO	14.78	3.02	2.82	3.00	2.00	25.62
33	III	NEECO II-A2	15.00	2.29	4.43	1.66	2.00	25.38
34	VI	AKELCO	15.00	2.92	2.37	3.00	2.00	25.29
35	CARAGA	SURSECO II	14.56	2.08	3.59	3.00	2.00	25.23
36	I	INEC	15.00	2.50	2.65	3.00	2.00	25.15
37	VII	PROSIELCO	15.00	2.92	3.07	2.00	2.00	24.99
38	IX	ZAMSURECO I	14.71	2.21	3.07	3.00	2.00	24.99
39	XI/XII	SOCOTECO II	15.00	2.50	3.57	1.75	2.00	24.82
40	VII	CELCO	13.53	3.33	2.91	3.00	2.00	24.77
41	IV	BATELEC II	14.78	4.26	0.93	2.76	2.00	24.73
42	X	MOELCI II	14.78	2.50	2.28	3.00	2.00	24.56
43	X	LANECO	15.00	2.08	2.41	3.00	2.00	24.49
44	VII	NORECO I	14.57	1.94	3.40	2.50	2.00	24.41
45	III	TARELCO I	15.00	2.50	2.38	2.50	2.00	24.38
46	VII	BOHECO II	14.78	4.16	1.40	2.00	2.00	24.34
47	III	AURELCO	14.29	2.50	2.44	3.00	2.00	24.23
48	III	PRESCO	14.13	2.92	2.17	3.00	2.00	24.22
49	CARAGA	DIELCO	15.00	0.00	4.02	3.00	2.00	24.02
50	CARAGA	SURSECO I	14.57	2.09	3.05	2.00	2.00	23.71
51	II	CAGELCO I	14.78	2.96	1.54	2.33	2.00	23.61
52	VI	ANTECO	15.00	2.81	1.44	2.33	2.00	23.58
53	CARAGA	ANECO	14.78	3.70	0.68	2.00	2.00	23.16
54	IX	ZANECO	14.35	2.75	0.90	2.25	2.00	22.25
55	VIII	SOLECO	14.13	2.88	1.55	1.66	2.00	22.22

SCORECARD ON CORPORATE GOVERNANCE
For Year 2007

Technical Perspective

No.	Region	EC	System Loss Reduction (15%)	Reliability (5%)	Project Implementation (5%)	Power Quality (3%)	Power Factor (2%)	Total (30%)
56	X	MOELCI I	13.70	1.87	1.81	2.75	2.00	22.13
57	IV	ROMELCO	13.75	0.42	3.75	2.00	2.00	21.92
58	VIII	LEYECO V	15.00	3.75	1.03	0.00	2.00	21.78
59	VIII	LEYECO IV	13.70	1.66	1.23	2.50	2.00	21.09
60	VI	VRESCO	14.78	0.83	1.91	1.00	2.00	20.52
61	VIII	SAMELCO I	14.54	1.25	1.45	1.00	2.00	20.24
62	IV	BISELCO	13.92	0.00	1.12	2.00	2.00	19.04
63	VII	BANELCO	13.26	1.10	0.88	1.50	2.00	18.74
64	II	BATANELCO	12.30	-	2.20	2.00	2.00	18.50
65	IV	QUEZELCO II	4.13	4.17	3.84	3.00	2.00	17.14
66	XI/XII	SUKELCO	4.56	3.75	3.59	3.00	2.00	16.90
67	I	CENPELCO	5.00	4.17	2.26	3.00	2.00	16.43
68	VIII	BILECO	4.78	2.21	4.82	2.50	2.00	16.31
69	IV	MARELCO	4.38	4.66	2.83	1.66	2.00	15.53
70	IX	ZAMCELCO	4.57	5.00	1.55	1.96	2.00	15.08
71	III	NEECO II-A1	4.41	2.33	1.76	3.00	2.00	13.50
72	II	ISELCO I	2.50	4.17	2.75	2.00	2.00	13.42
73	V	SORECO I	2.50	2.92	2.79	2.66	2.00	12.87
74	III	ZAMECO I	2.50	4.58	0.57	3.00	2.00	12.65
75	CARAGA	SURNECO	4.11	2.50	1.23	2.66	2.00	12.50
76	VIII	ESAMELCO	2.50	2.50	3.44	2.00	2.00	12.44
77	ARMM	MAGELCO	2.50	1.79	3.01	3.00	2.00	12.30
78	VIII	NORSAMELCO	2.50	2.50	4.36	0.66	2.00	12.02
79	IV	FLECO	2.50	3.07	2.59	1.50	2.00	11.66
80	VI	GUIMELCO	1.53	3.75	1.35	3.00	2.00	11.63
81	V	CASURECO II	2.50	3.85	1.26	1.72	2.00	11.33
82	IV	QUEZELCO I	2.50	2.08	3.08	1.66	2.00	11.32
83	V	CASURECO IV	2.50	1.04	3.12	2.50	2.00	11.16
84	CAR	MOPRECO	3.92	2.08	1.28	1.60	2.00	10.88

SCORECARD ON CORPORATE GOVERNANCE
For Year 2007

Technical Perspective

No.	Region	EC	System Loss Reduction (15%)	Reliability (5%)	Project Implementation (5%)	Power Quality (3%)	Power Factor (2%)	Total (30%)
85	IV	LUBELCO	3.70	3.33	0.73	1.00	2.00	10.76
86	II	CAGELCO II	3.27	1.25	1.35	2.83	2.00	10.70
87	IV	OMECCO	2.50	0.63	2.63	2.60	2.00	10.36
88	CAR	KAELCO	2.50	0.83	3.55	1.00	2.00	9.88
89	V	CASURECO I	3.90	1.25	1.39	1.16	2.00	9.70
90	III	NEECO I	2.50	2.50	1.33	1.33	2.00	9.66
91	V	CASURECO III	2.50	1.25	0.64	2.33	2.00	8.72
92	V	MASELCO	2.50	0.00	2.45	1.66	2.00	8.61
93	ARMM	BASELCO	2.50	0.00	2.40	1.50	2.00	8.40
94	ARMM	SULECO	0.00	1.66	1.78	2.00	2.00	7.44
95	CAR	IFELCO	2.50	0.00	0.39	1.50	2.00	6.39

SCORECARD ON CORPORATE GOVERNANCE
For Year 2007

Information Communication Technology Perspective

No.	Region	EC	Information Systems Plan (1%)	Tech & Application Environment Hardware/ ICT Eqpt. (3.5%)	Cnnectivity/ eCommerce Network Security (4.5%)	ICT Org. (1%)	Total (10%)
1	I	LUELCO	1.00	3.50	4.50	1.00	10.00
2	VI	AKELCO	1.00	3.50	4.50	1.00	10.00
3	VII	CEBECO I	1.00	3.50	4.50	1.00	10.00
4	VII	CEBECO II	1.00	3.50	4.50	1.00	10.00
5	VII	CEBECO III	1.00	3.50	4.50	1.00	10.00
6	VII	BOHECO I	1.00	3.50	4.50	1.00	10.00
7	VIII	LEYECO II	1.00	3.50	4.50	1.00	10.00
8	IX	ZAMSURECO I	1.00	3.50	4.50	1.00	10.00
9	X	MORESCO I	1.00	3.50	4.50	1.00	10.00
10	X	MORESCO II	1.00	3.50	4.50	1.00	10.00
11	CARAGA	SIARELCO	1.00	3.50	4.50	1.00	10.00
12	CARAGA	DIELCO	1.00	3.50	4.50	1.00	10.00
13	XI/XII	DASURECO	1.00	3.50	4.50	1.00	10.00
14	VIII	LEYECO V	1.00	3.50	4.50	1.00	10.00
15	VI	ILECO I	1.00	3.50	4.50	0.50	9.50
16	VIII	LEYECO IV	1.00	3.50	3.50	1.00	9.00
17	I	INEC	1.00	3.50	4.00	0.50	9.00
18	II	CAGELCO II	1.00	3.50	3.50	1.00	9.00
19	CAR	BENECO	1.00	3.50	3.50	1.00	9.00
20	III	TARELCO II	1.00	3.50	3.50	1.00	9.00
21	III	PELCO I	1.00	3.50	3.50	1.00	9.00
22	IV	ORMECO	1.00	3.50	3.50	1.00	9.00
23	V	CASURECO II	1.00	3.50	3.50	1.00	9.00
24	VI	ANTECO	1.00	3.50	3.50	1.00	9.00
25	VII	BOHECO II	1.00	3.50	3.50	1.00	9.00
26	IX	ZAMCELCO	1.00	3.50	3.50	1.00	9.00
27	X	MOELCI I	1.00	3.50	3.50	1.00	9.00
28	X	MOELCI II	1.00	3.50	3.50	1.00	9.00
29	X	LANECO	1.00	3.50	3.50	1.00	9.00
30	XI/XII	SOCOTECO I	1.00	3.50	3.50	1.00	9.00
31	II	CAGELCO I	1.00	3.50	3.50	1.00	9.00
32	CARAGA	ANECO	1.00	3.50	3.50	1.00	9.00

SCORECARD ON CORPORATE GOVERNANCE
For Year 2007

Information Communication Technology Perspective

No.	Region	EC	Information Systems Plan (1%)	Tech & Application Environment Hardware/ ICT Eqpt. (3.5%)	Cnnectivity/ eCommerce Network Security (4.5%)	ICT Org. (1%)	Total (10%)
33	X	BUSECO	1.00	3.50	3.50	1.00	9.00
34	CARAGA	SURNECO	1.00	3.50	3.50	0.50	8.50
35	IV	BATELEC I	1.00	3.50	3.50	0.50	8.50
36	VIII	BILECO	1.00	3.50	3.50	0.50	8.50
37	XI/XII	DORECO	1.00	3.50	3.50	0.50	8.50
38	XI/XII	DANECO	1.00	3.50	3.50	0.50	8.50
39	VI	VRESCO	1.00	3.50	3.50	0.50	8.50
40	IV	BATELEC II	1.00	3.50	3.00	1.00	8.50
41	XI/XII	SOCOTECO II	1.00	3.50	3.50	0.50	8.50
42	VIII	SAMELCO II	1.00	3.00	3.50	0.50	8.00
43	III	NEECO II-A1	1.00	3.50	2.50	1.00	8.00
44	III	PENELCO	1.00	3.50	3.50	0.00	8.00
45	VI	CAPELCO	1.00	3.50	2.50	1.00	8.00
46	VII	NORECO I	1.00	3.50	2.50	1.00	8.00
47	CARAGA	ASELCO	1.00	3.50	2.50	1.00	8.00
48	CARAGA	SURSECO II	1.00	3.50	2.50	1.00	8.00
49	XI/XII	COTELCO	0.00	3.50	3.50	1.00	8.00
50	I	CENPELCO	1.00	3.50	2.50	1.00	8.00
51	V	CASURECO IV	0.50	3.50	3.50	0.50	8.00
52	VII	CELCO	1.00	2.50	3.50	0.50	7.50
53	III	TARELCO I	1.00	3.50	2.50	0.50	7.50
54	IV	MARELCO	1.00	3.50	2.50	0.50	7.50
55	V	CANORECO	1.00	3.50	2.50	0.50	7.50
56	VI	ILECO II	1.00	3.50	2.50	0.50	7.50
57	XI/XII	SUKELCO	0.00	3.50	3.00	1.00	7.50
58	VI	CENECO	1.00	3.50	2.00	1.00	7.50
59	ARMM	BASELCO	0.00	3.50	3.50	0.50	7.50
60	X	FIBECO	1.00	3.50	2.50	0.50	7.50
61	VIII	ESAMELCO	1.00	3.50	2.50	0.50	7.50
62	III	ZAMECO I	1.00	3.50	2.50	0.00	7.00

Information Communication Technology Perspective

No.	Region	EC	Information Systems Plan (1%)	Tech & Application Environment Hardware/ ICT Eqpt. (3.5%)	Cnnectivity/ eCommerce Network Security (4.5%)	ICT Org. (1%)	Total (10%)
63	IX	ZANECO	0.00	3.00	3.50	0.50	7.00
64	CARAGA	SURSECO I	1.00	3.00	2.50	0.50	7.00
65	IV	FLECO	0.00	3.50	2.50	0.50	6.50
66	I	ISECO	1.00	3.50	1.50	0.50	6.50
67	CAR	MOPRECO	0.00	3.00	2.50	1.00	6.50
68	VIII	SOLECO	0.00	3.50	2.50	0.50	6.50
69	VI	ILECO III	1.00	3.00	2.50	-	6.50
70	V	SORECO I	1.00	3.50	1.00	0.50	6.00
71	II	ISELCO I	1.00	1.50	3.50	0.00	6.00
72	VIII	SAMELCO I	0.00	3.25	2.50	0.00	5.75
73	VII	PROSIELCO	1.00	1.50	2.50	0.50	5.50
74	IV	TIELCO	1.00	2.00	2.00	0.50	5.50
75	V	CASURECO III	0.00	3.00	2.50	0.00	5.50
76	CAR	IFELCO	0.00	2.50	2.50	0.50	5.50
77	IV	LUBELCO	0.00	3.00	1.50	0.50	5.00
78	VII	BANELCO	1.00	1.50	2.50	0.00	5.00
79	ARMM	SULECO	0.00	3.00	1.00	1.00	5.00
80	IV	QUEZELCO I	0.00	2.50	2.50	0.00	5.00
81	IV	OMEKO	0.00	2.50	2.00	0.50	5.00
82	IV	ROMELCO	0.00	2.50	2.50	0.00	5.00
83	III	NEECO II-A2	0.00	3.50	1.50	0.00	5.00
84	VI	GUIMELCO	-	2.00	2.50	0.25	4.75
85	III	AURELCO	1.00	2.00	1.50	0.00	4.50
86	V	CASURECO I	0.00	3.50	1.00	0.00	4.50
87	III	PRESCO	0.00	1.50	2.50	0.50	4.50
88	III	NEECO I	0.00	1.50	2.50	0.00	4.00
89	IV	QUEZELCO II	0.00	2.00	1.50	0.00	3.50
90	IV	BISELCO	0.00	2.00	1.50	0.00	3.50
91	ARMM	MAGELCO	0.00	1.50	2.00	0.00	3.50
92	CAR	KAELCO	0.00	2.00	1.50	0.00	3.50
93	V	MASELCO	0.00	1.50	1.50	0.00	3.00
94	II	BATANELCO	0.00	1.00	1.50	0.00	2.50
95	VIII	NORSAMELCO	0.00	1.50	0.50	0.00	2.00